

Pressure and Temperature Relief Valves - 684

*New
range*



suitable for solar application

WRAS
APPROVED
PRODUCT

- Fully automatic pressure and temperature relief protection.
- Product certification in accordance with European Standard EN 1490 (for settings 4 - 7 - 10 bar).
- WRAS approved.
- Accurate and proven probe, exclusively designed and manufactured by WATTS INDUSTRIES.

WATTS
INDUSTRIES®

A Division of Watts Water Technologies Inc.



Self-closing P&T Relief Valves for Water Heaters.

The combined 2 in 1 P&T relief valve provides the least expensive and proven means for protection against both excessive pressure and temperature emergency conditions.

Provides fully automatic pressure and temperature relief protection for hot water storage tanks and heaters.

Application:

Fully automatic pressure and temperature relief protection for domestic hot water supply tanks and heaters.

Typical installation:

Please refer to local Regulation.

All recognized codes require that a temperature actuated relief valve be installed on a storage water heater, generally in such a manner that the temperature sensing element is in contact with hot water in the **top 6 inches (152mm)** of the tank.

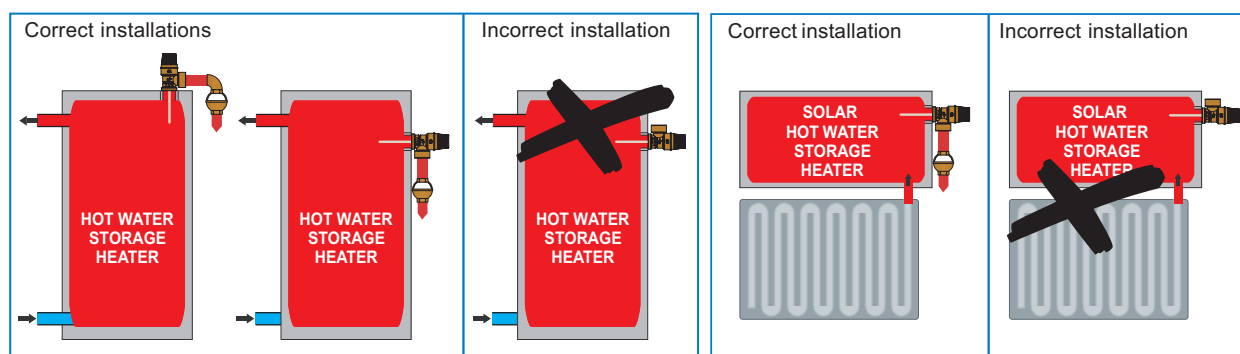
A drain line must be fitted to each P&T valve.

The drain line should discharge into a floor drain, check to see that a discharge line is connected to this valve directing the flow of hot water from the valve to a proper place of disposal otherwise personal injury may result. The drain pipe from the P&T must discharge through a tundish, to a safe and visible position to alert the householder of a fault condition with the system.

The P&T relief valves must be installed by qualified technical plumbers in accordance with current regulations.

The P&T relief valve must be installed observing the direction of flow indicated by the arrow on the valve body.

The 684 P&T relief valves can be fitted vertically or horizontally, but not overturned.



Features:

These P&T valves feature a unique probe with special thermo-bonded coating. Thermostat is accurate and proven. Exclusively designed and manufactured by WATTS INDUSTRIES.

Temperature nominal setting : 92°C, the valve opens between 89°C and 95°C.

The European Standard EN 1490: 2000, entitled "Building valves - Combined pressure and temperature relief valves – Tests and requirements", describes the constructional and performance specifications that P&T relief valves must have.

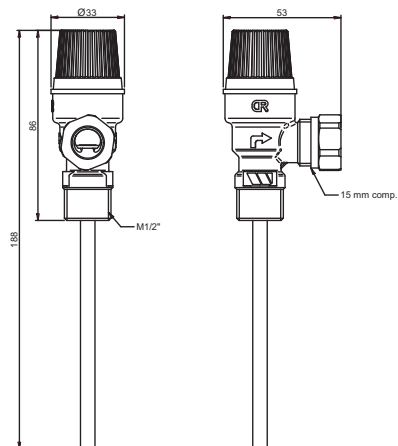
The WATTS INDUSTRIES series 684 P&T relief valves are certified to comply with the requirements of this European Standard EN 1490 (for settings 4 – 7 – 10 bar).

Range PN10

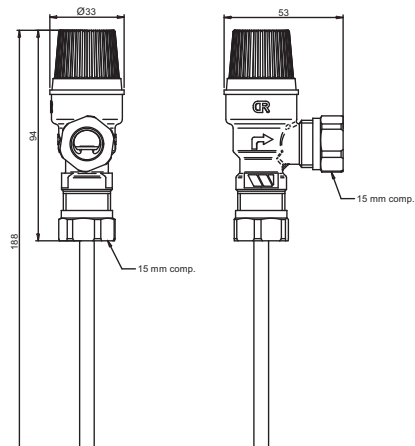
Watts Art.Nr.	Type	Size Ø inlet - outlet	ND	Setting	Weight
68400	P&T relief valve	M 1/2" - comp.15mm	1/2"	7 bar	190 gr.
68401	P&T relief valve	M 1/2" - comp.15mm	1/2"	10 bar	190 gr.
68402	P&T relief valve	Comp.15 mm - comp.15 mm	1/2"	7 bar	215 gr.
68403	P&T relief valve	M/F 1/2"	1/2"	7 bar	217 gr.
68404	P&T relief valve	M/F 1/2"	1/2"	10 bar	217 gr.
68450	P&T relief valve	M/F 3/4"	3/4"	3 bar	192 gr.
68451	P&T relief valve	M/F 3/4"	3/4"	4 bar	192 gr.
68452	P&T relief valve	M/F 3/4"	3/4"	6 bar	192 gr.
68453	P&T relief valve	M/F 3/4"	3/4"	7 bar	192 gr.
68454	P&T relief valve	M/F 3/4" - 9" probe	3/4"	7 bar	215 gr.
68455	P&T relief valve	M/F 3/4"	3/4"	10 bar	192 gr.
68456	P&T relief valve	M 3/4" - comp. 15 mm	3/4"	7 bar	202 gr.
68457	P&T relief valve	M 3/4" - comp. 15 mm	3/4"	10 bar	202 gr.
68458	P&T relief valve	M 3/4" - comp. 22 mm	3/4"	7 bar	230 gr.
68459	P&T relief valve	M 3/4" - comp. 22 mm	3/4"	10 bar	230 gr.

Dimensions (mm)

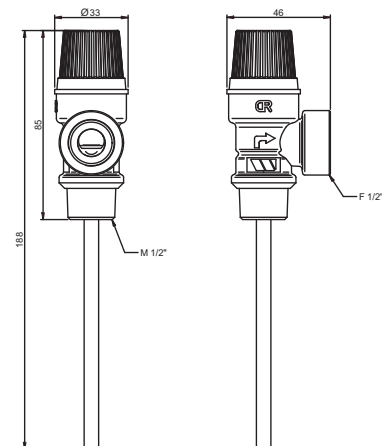
68400-68401



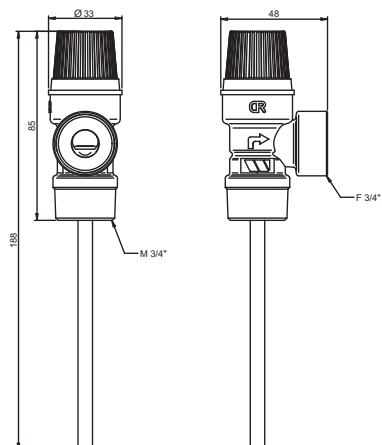
68402



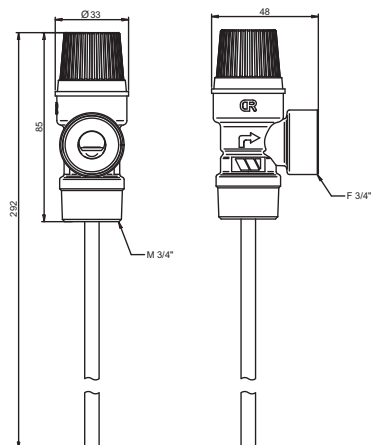
68403



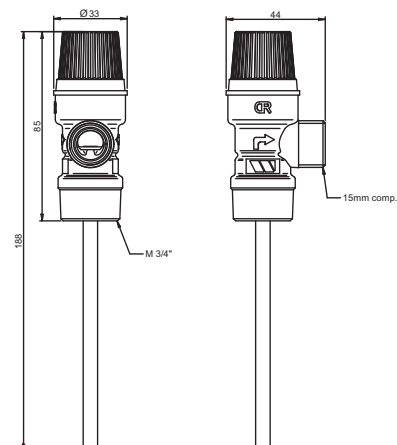
68450-68451-68452-68453-68455



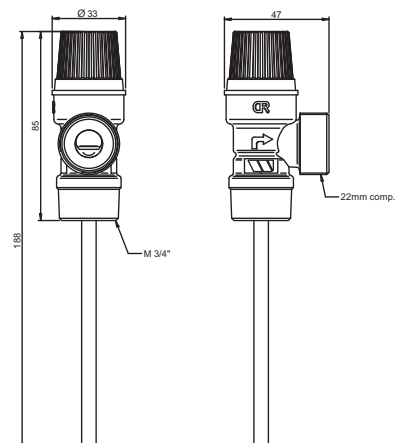
68454

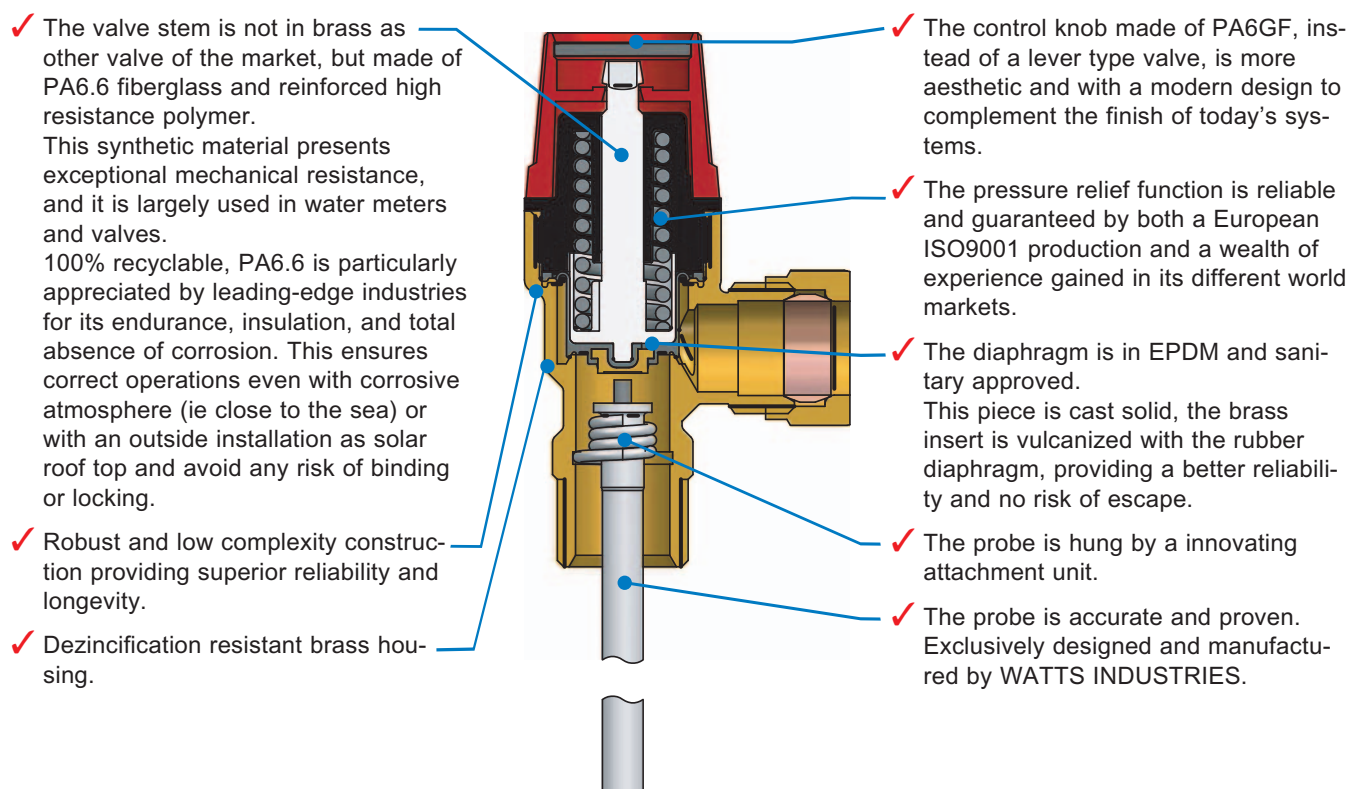


68456-68457

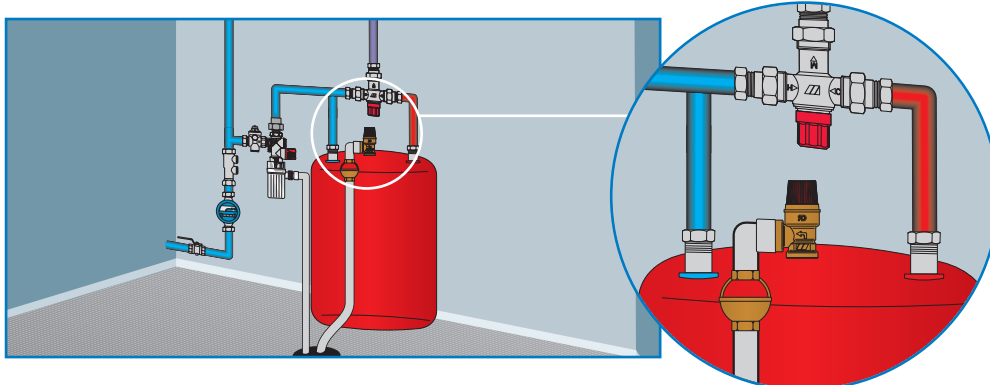


68458-68459





Installation example:



Approval:

WRAS N°1003045

Discharge rating:

- 1/2" and 3/4" Ø 15 : 12 kW
- 3/4" Ø 22 : 25 kW

Technical specifications		Material specifications	
Pressure opening	3-4-6-7-10 bar	Body	DZR Brass
Temp. opening	92°C	Spring	Steel
Medium	Sanitary water	Control knob	PA6 GF
Nominal pressure	PN 10	Diaphragm	EPDM

The photographs, illustrations and descriptions contained in this brochure are given for information only. Watts Industries reserves the right to change the technical specifications or the design of these products without prior notice.