

Radiator valve 130UMSN34



| | |
|-------------------|----------------------------|
| Series | F special |
| body | angle |
| DN | 20 – 3/4" |
| connection | iron pipe |
| Handwheel | protection cap |
| Tail-piece | cylindrical sealed with OR |

Actuator to be coupled with radiator valve Series 130UMSN34



The angle body valve, Series F special, DN 3/4", code 130UMSN34, coupled with actuators **Series 148** and **148A** is certified in compliance with the norm **UNI EN 215**. The valve and the actuators are marked with Keymark:



Actuator Series
148

Actuator Series
148A

Technical features valve 130UMSN34

| | |
|------------------------------------|---------------|
| nominal pressure PN | 10 bar |
| maximum admissible static pressure | 10 bar |
| maximum differential pressure | 1,5 bar |
| maximum temperature | 110°C |
| q _m N | 230 l/h ± 10% |
| hysteresis | 0,6° C |
| differential pressure influence | 0,5 °C |
| fluid temperature influence | 1,4 °C |
| response time | 22 minutes |

minimum setting of temperature selector 8°C (anti-freezing mark *)

The protection cap has not the regulating function, but only shut off function.

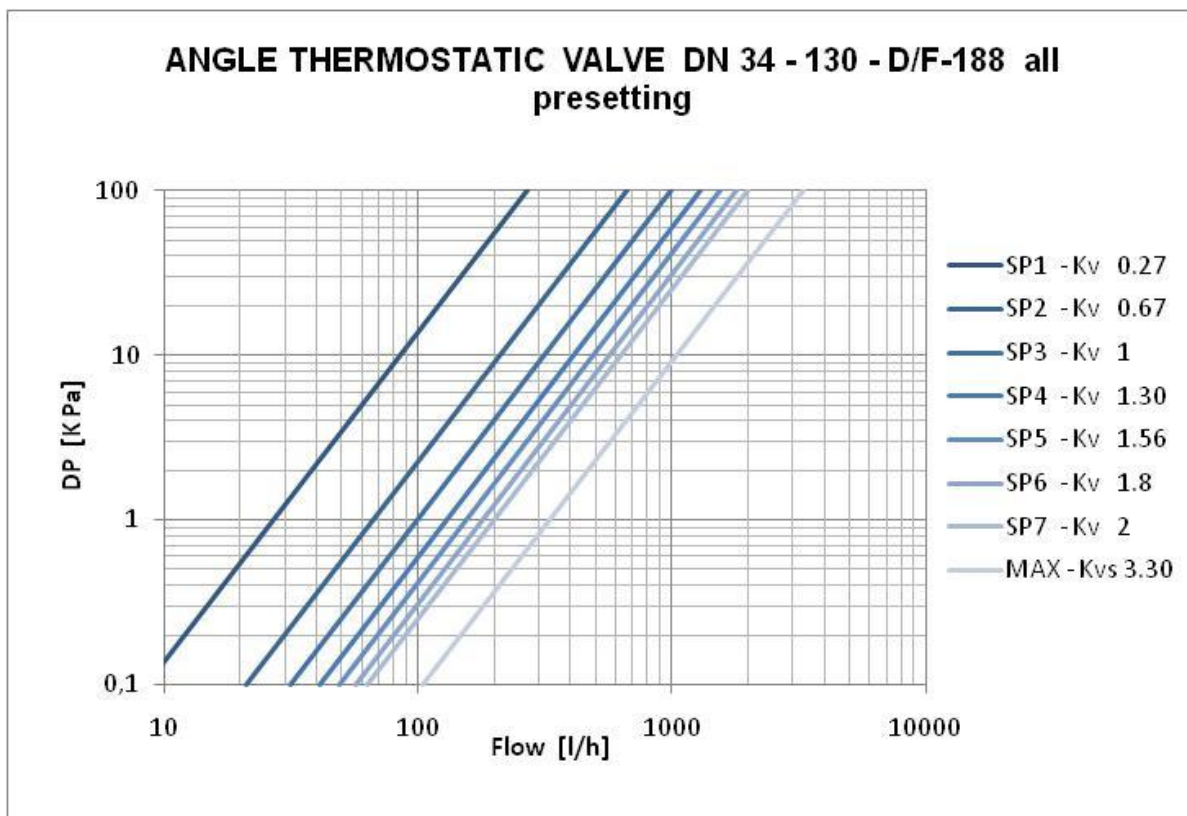
The valve sealing can be substituted without emptying the circuit, in compliance with the norm UNI EN 215.

| Actuator | Actuator set-point regulation | | | | | | |
|-----------|-------------------------------|------|-------|-------|-------|-------|-------|
| | 0 | * | 1 | 2 | 3 | 4 | 5 |
| TYPE 148 | close | 8 °C | 12 °C | 16 °C | 20 °C | 24 °C | 28 °C |
| TYPE 148A | close | 8 °C | 12 °C | 16 °C | 20 °C | 24 °C | 28 °C |

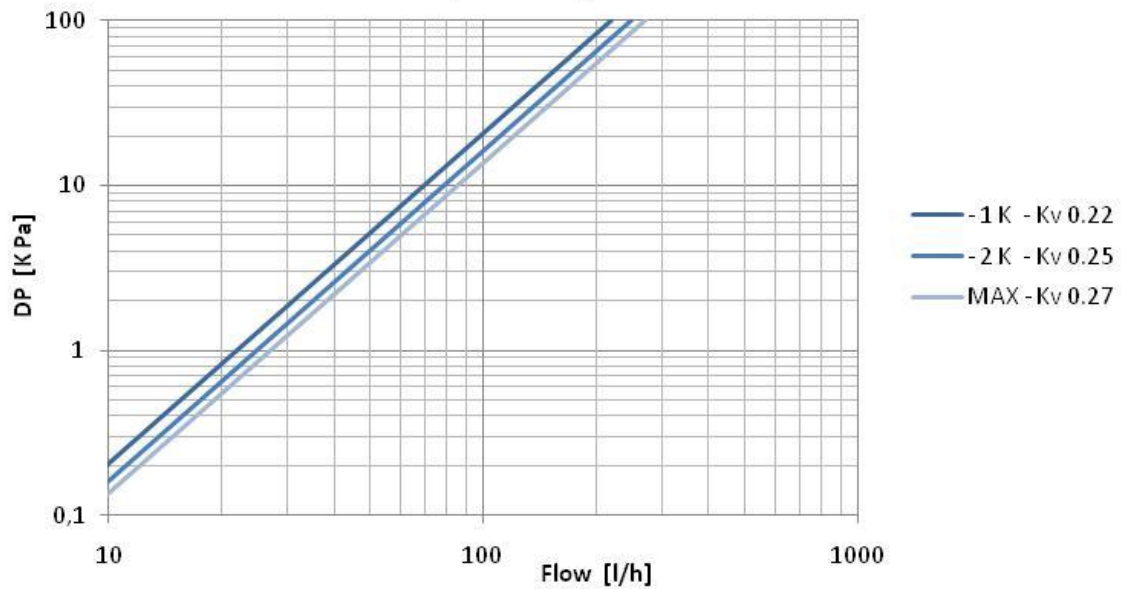
Pre-setting

| | SP 1 | SP2 | SP3 | SP4 | SP5 | SP6 | SP7 | MAX |
|-------------|------|------|------|------|------|------|------|------|
| qms l/h | 80 | 180 | 230 | 230 | 230 | 230 | 230 | 230 |
| Kv | 0,27 | 0,67 | 1 | 1,3 | 1,56 | 1,8 | 2 | 3,3 |
| tolerance ± | 60% | 30% | 20% | 10% | 10% | 10% | 10% | 10% |
| authority | 0,2 | 0,26 | 0,47 | 0,67 | 0,78 | 0,83 | 0,86 | 0,95 |

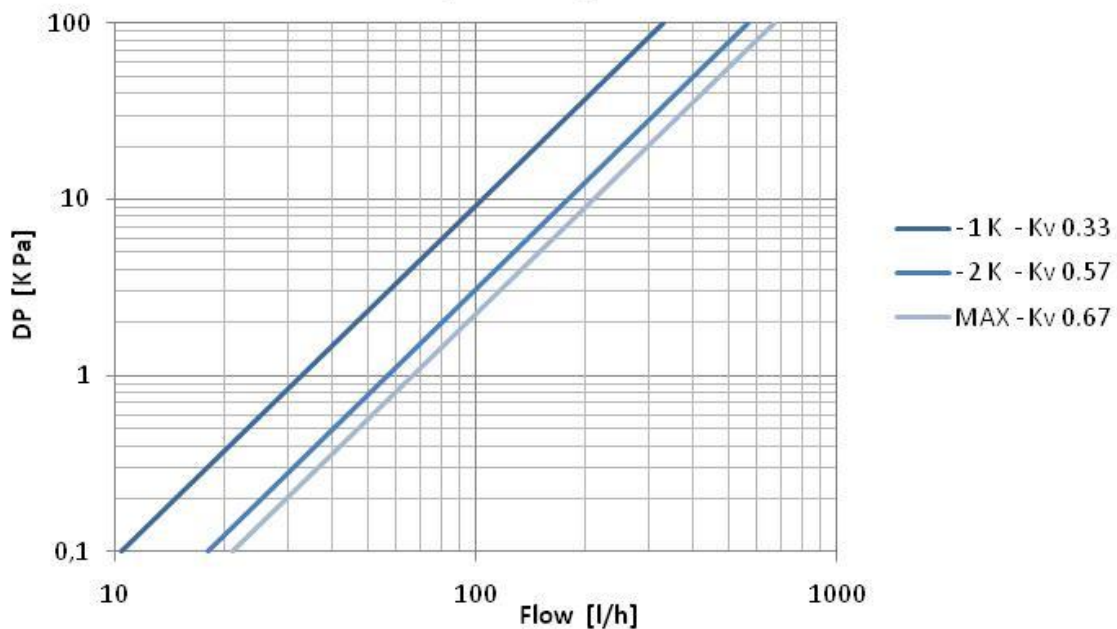
Diagrams



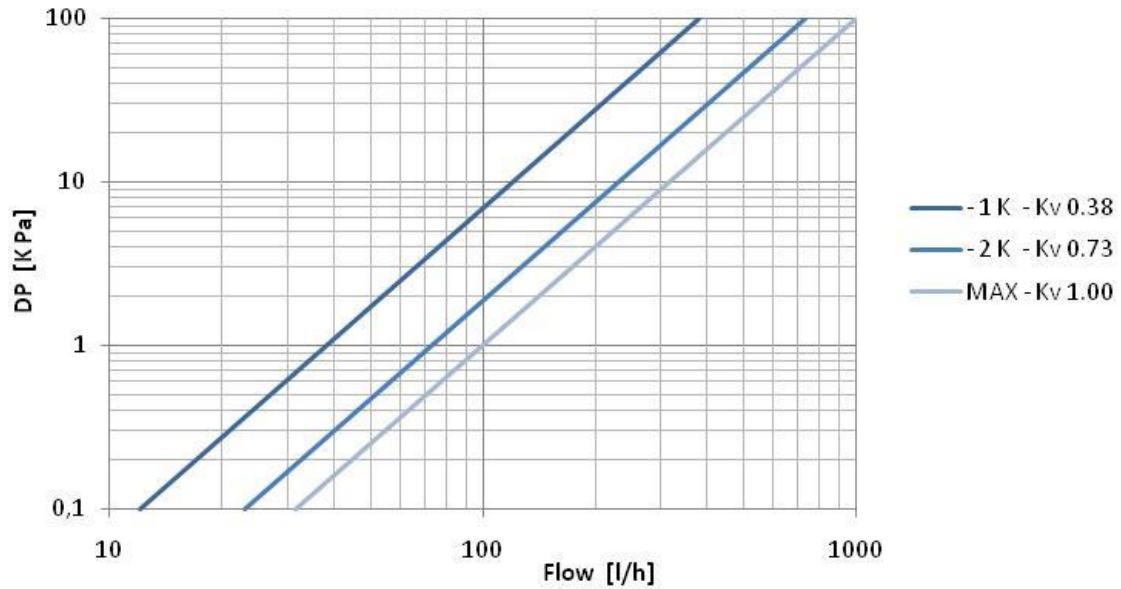
ANGLE THERMOSTATIC VALVE DN 34 - 130 - D/F-188 presetting SP 1



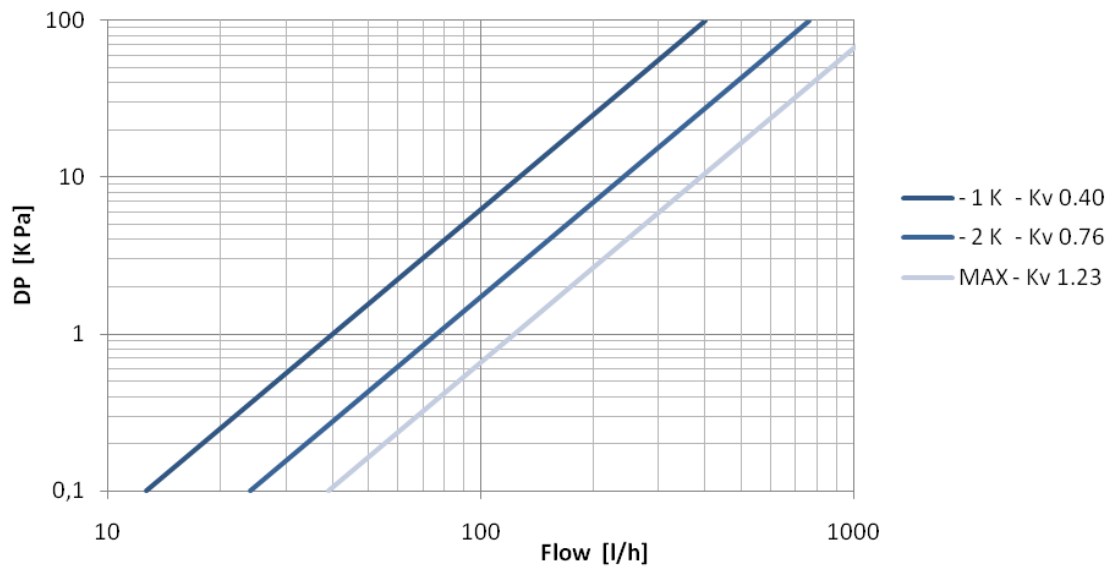
ANGLE THERMOSTATIC VALVE DN 34 - 130 - D/F-188 presetting SP 2



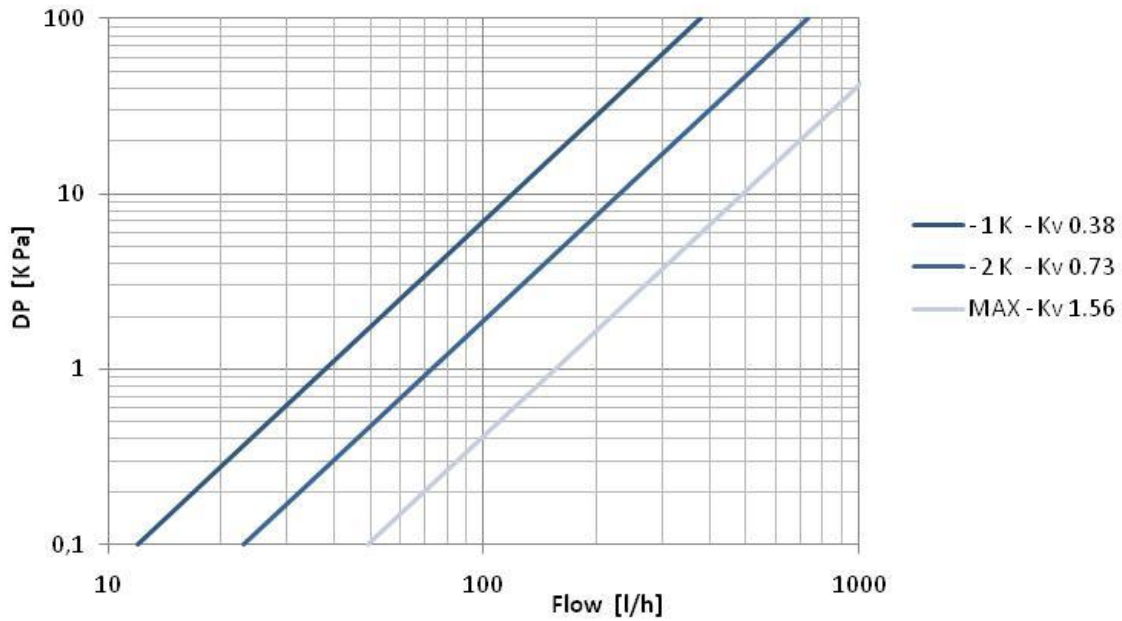
ANGLE THERMOSTATIC VALVE DN 34 - 130 - D/F-188 presetting SP 3.



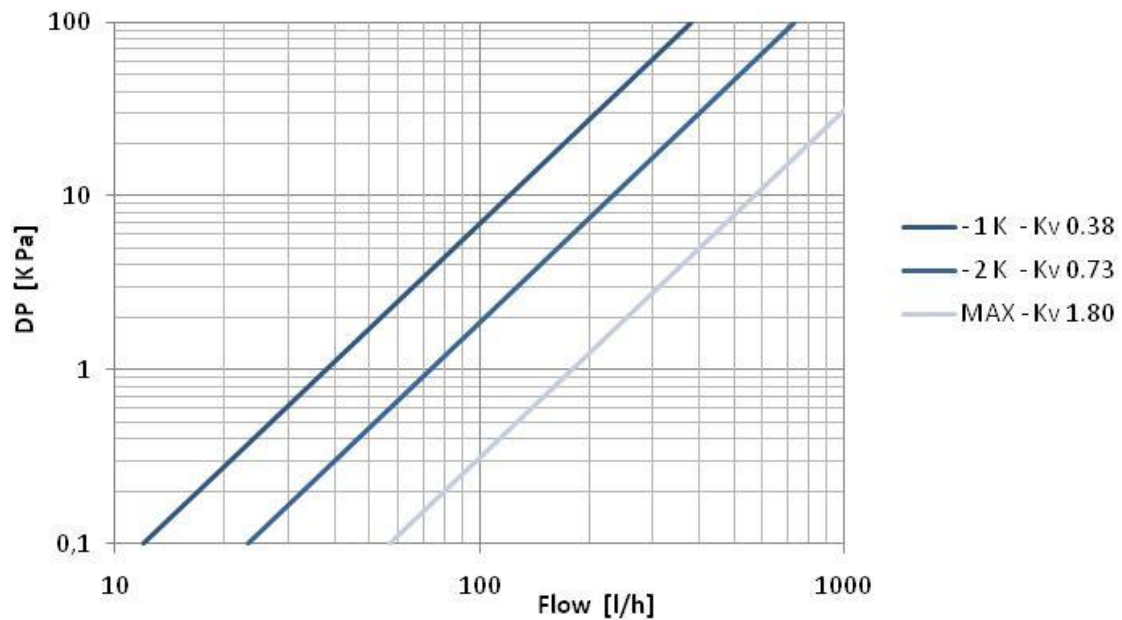
STRAIGHT THERMOSTATIC VALVE DN 34 - 131 D/F-189 presetting SP 4



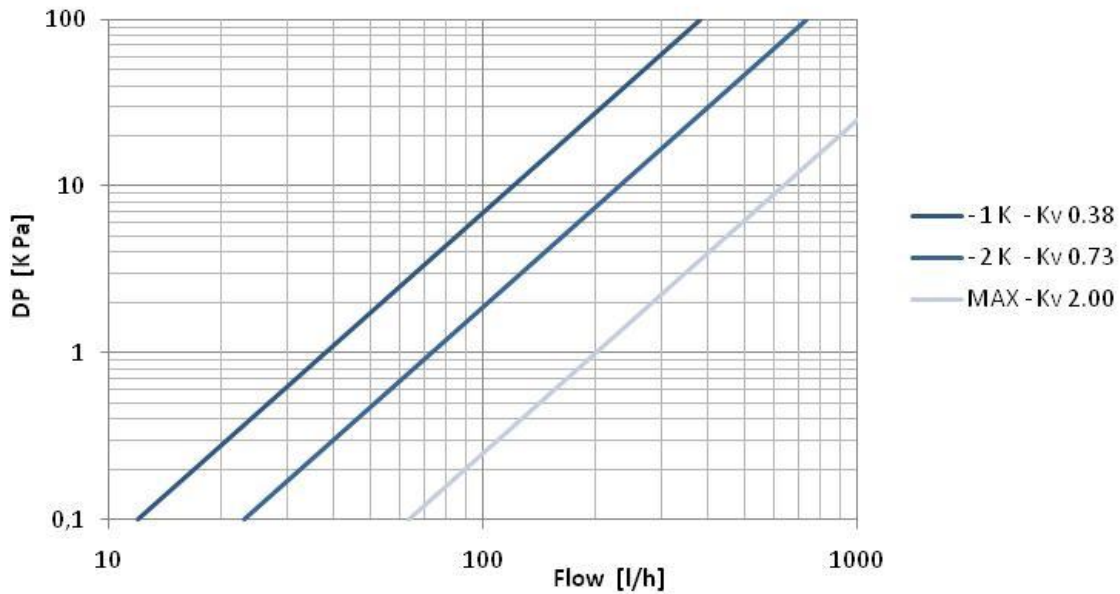
ANGLE THERMOSTATIC VALVE DN 34 - 130 - D/F-188
presetting SP 5



ANGLE THERMOSTATIC VALVE DN 34 - 130 - D/F-188
presetting SP 6



ANGLE THERMOSTATIC VALVE DN 34 - 130 - D/F-188 presetting SP 7



ANGLE THERMOSTATIC VALVE DN 34 - 130 - D/F-188 presetting SP full open

